



RELAXATION AT HOME

In today's hectic world, there is hardly anything better than a private retreat. Dive into a whirlpool from Waterwave Spas - a place where worries can be released and stress simply bubbled away. Realign your body and mind. Energy-saving, warm, and filled with crystal clear water, whirlpools from Waterwave Spas are a source of tranquility and energy at the same time.



QUALITY IN DETAIL

Service quality and individual part quality are strong promises that we uphold, and we are happy to be measured against them. Our high demand for quality begins with the first stroke of the designer, in the conceptualization of each tub shell, and runs like a red thread through to the last touch of our service technicians.



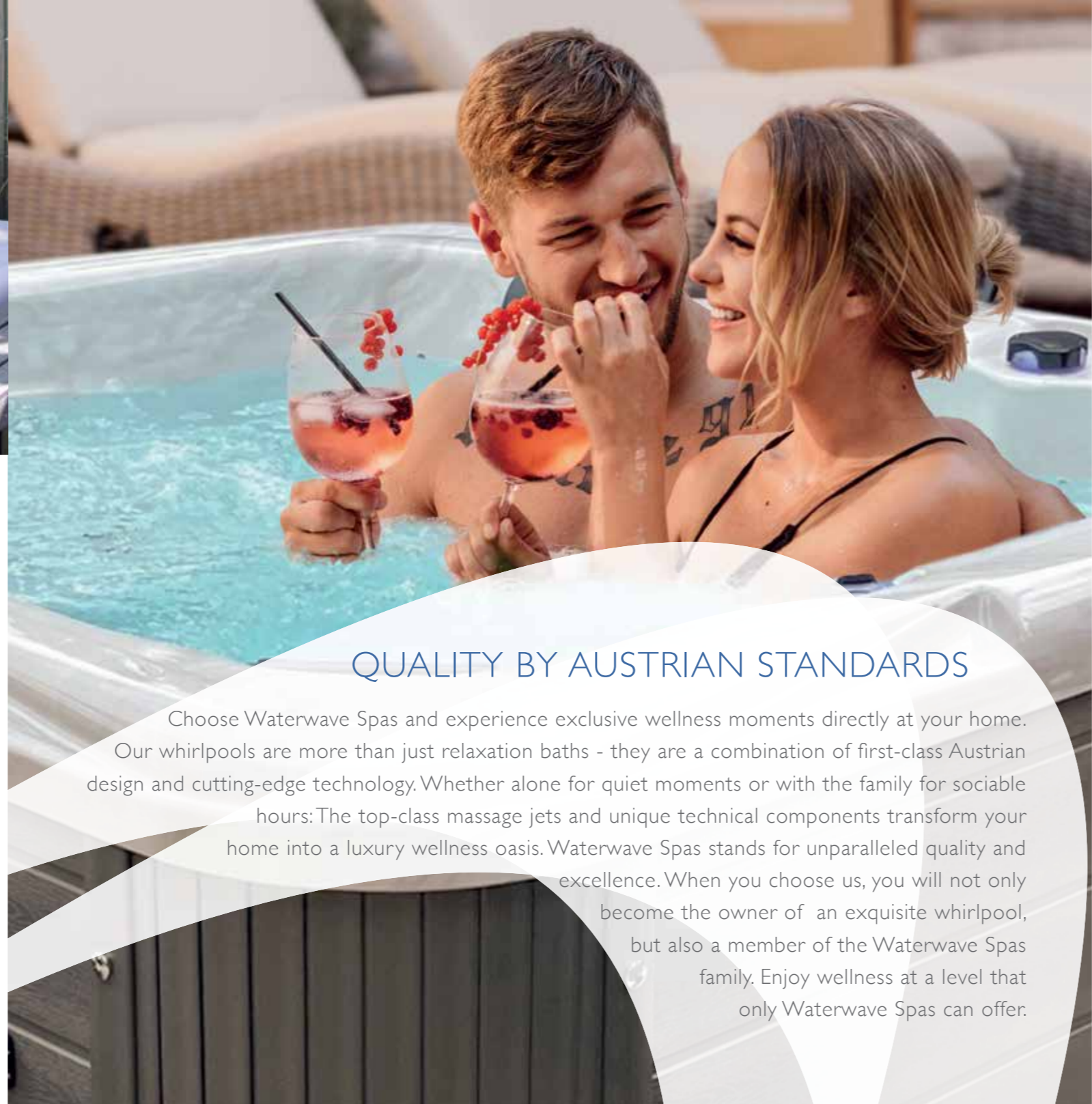
HEALTH PROMOTION

Experience the soothing benefits of a home oasis that promotes health and well-being. Create an environment that reduces stress, offers relaxation, and alleviates pain and discomfort. Imagine immersing yourself in warm, therapeutic water that gently eases tension and revitalizes both body and mind. This personal retreat is not just a luxury; it's an important step toward a healthier, more balanced life.



USABLE 365 DAYS A YEAR

In today's hectic world, Whirlpools can be regulated, depending on the model, from 10°C to 40°C regardless of the outside temperature. You alone decide when and at what temperature to relax, every day of the year. Efficient heating elements and high-quality insulation ensure minimal energy loss and a comfortably warm feeling.



QUALITY BY AUSTRIAN STANDARDS

Choose Waterwave Spas and experience exclusive wellness moments directly at your home. Our whirlpools are more than just relaxation baths - they are a combination of first-class Austrian design and cutting-edge technology. Whether alone for quiet moments or with the family for sociable hours: The top-class massage jets and unique technical components transform your home into a luxury wellness oasis. Waterwave Spas stands for unparalleled quality and excellence. When you choose us, you will not only become the owner of an exquisite whirlpool, but also a member of the Waterwave Spas family. Enjoy wellness at a level that only Waterwave Spas can offer.

A&A SOLUTIONS SRL
VIA BENEDETTO CROCE, 13
33100 UDINE - ITA

PH. +39-392-8772425
INFO@AEASOLUTIONS.IT
WWW.AEASOLUTIONS.IT

WWW.AEASOLUTIONS.IT



WATERWAVE SPAS®

WELLNESS AT THE HIGHEST LEVEL

WWW.AEASOLUTIONS.IT

SWIMSPAS



Our Waterwave Spas® European headquarters in Klagenfurt is the heart of our business activities. This is where the final assembly of various pool models that we proudly offer takes place. In our testing and development center, also located in this modern facility, we continuously work on the development and improvement of our pool models. Every product undergoes extensive testing before delivery to the customer to ensure that it meets our high standards.

TEST CENTER

In the area of our final assembly at the Waterwave Spas headquarters in Carinthia, the whirlpools and SwimSpas are checked again thoroughly. This way, we guarantee the best functionality and a quick commissioning in your home. Our qualified specialists additionally ensure maximum product quality here. At our in-house test station, the pool models undergo a final check before being delivered to our customers all over Europe.



ASSEMBLY CENTER

Highest quality is a matter of course at Waterwave Spas. Service quality and individual part quality are strong promises that we uphold, and we are happy to be measured against them. Our high demand for quality begins with conceptualization and runs like a red thread through to the last touch of our service technician, at the final assembly. To meet the high-quality demands of our customers, we only install high-quality individual parts from renowned manufacturers. We know every single curve of the tubs, every single screw, and every ingeniously installed nozzle. Only in this way can we ensure the high quality that we wish for, expect, and live day by day.



DELIVERY

„All our whirlpools and SwimSpas are usually comfortably delivered by freight carrier right to your front door. But we are also experienced with more demanding installations! You would like to set up your spa on the roof terrace, but the access paths through the house are too convoluted? No problem. With Waterwave Spas, every installation becomes child's play. In case of difficult terrain or significant differences in height, the delivery is carried out with a crane or, if necessary, even by helicopter.

COMMISSIONING

The Waterwave Spas commissioning service is carried out by appointment by our well-trained service technicians at your location. This ensures the correct electrical connection and a long lifespan of the whirlpool. After a brief training in menu navigation, our service technicians will also explain water care during commissioning. For crystal clear and genuinely pure water, we recommend products from the Waterwave Care water care range, which was specially developed for whirlpools and SwimSpas by Waterwave Spas and tested by service technicians.



SWIMSPAS I-ZONE

COLIMA


420 x 235 x 135 cm
4 Seats
24 Water Jets
counter-current system
Water pump 4x3 HP



DALLAS


available in 4 lengths
75 | 59 | 55 | 45
1 Seat / 1 Lounge
19 Water Jets
counter-current system
Water pump 2x3 HP + 2+2 HP

750 x 225 x 154 cm
590 x 225 x 154 cm
550 x 225 x 154 cm
450 x 225 x 154 cm



ALTAI

400 x 228 x 135 cm
2 Seats / 1 Lounge
38 Water Jets
counter-current system
Water pump 2x3 HP + 2x2 HP



ORLANDO 59 II

590 x 225 x 154 cm
2 Seats
26 Water Jets
counter-current system
Water pump 2x3 HP + 2+2 HP



ÁTNA


available in 4 lengths
75 | 59 | 55 | 45
large entry staircase
counter-current system
Water pump 3x3 HP

750 x 225 x 154 cm
590 x 225 x 154 cm
550 x 225 x 154 cm
450 x 225 x 154 cm



ORLANDO 45

450 x 225 x 154 cm
2 Seats
26 Water Jets
counter-current system
Water pump 2x3 HP + 2+2 HP



SWIMSPAS 2-ZONE

NOVARA

580 x 238 x 138 cm
3 Seats / 2 Lounges
69 Water Jets
counter-current system
Water pump 5x3 HP



FUEGO

590 x 235 x 154 cm
3 Seats / 1 Lounge
28 Water Jets
counter-current system
Water pump 5x3 HP




VESUV II

590 x 235 x 154 cm
2 Seats / 1 Lounge
25 Water Jets
counter-current system
Water pump 4x3 HP



KILIMANJARO

900 x 220 x 150 cm
4 Seats / 1 Lounge
40 Water Jets
counter-current system
Water pump 5x3 HP + 1+1 HP



SEMI INGROUND

ORLANDO 45 SEMI INGROUND

450 x 225 x 154 cm
2 Seats
26 Water Jets
counter-current system
Water pump 2x3 HP + 2+2 HP



FUEGO SEMI INGROUND

590 x 235 x 154 cm
3 Seats / 1 Lounge
28 Water Jets
counter-current system
Water pump 5x3 HP



SEMI INGROUND

SAVE ON CONSTRUCTION COSTS AND TIME!

Discover the Semi Inground Swimspa – the perfect solution for saving on construction costs and time! The complete technology is integrated into the upper part of the pool, allowing for partial burial while still providing easy access for maintenance.

- EASY INSTALLATION: QUICK TO SET UP, MORE TIME TO RELAX.
- LOW ENTRY HEIGHT: SAFE AND COMFORTABLE FOR THE WHOLE FAMILY.
- EASY ACCESS TO TECHNOLOGY: MAINTENANCE MADE SIMPLE, GUARANTEED MORE FUN.
- AESTHETIC DESIGN: A TRUE EYE-CATCHER FOR YOUR GARDEN.



SEMI INGROUND



FREE-STANDING